




A Saratoga County where all residents can live well, be well and thrive.

About Us



Saratoga County

Being Well: 2nd Healthiest County in New York State

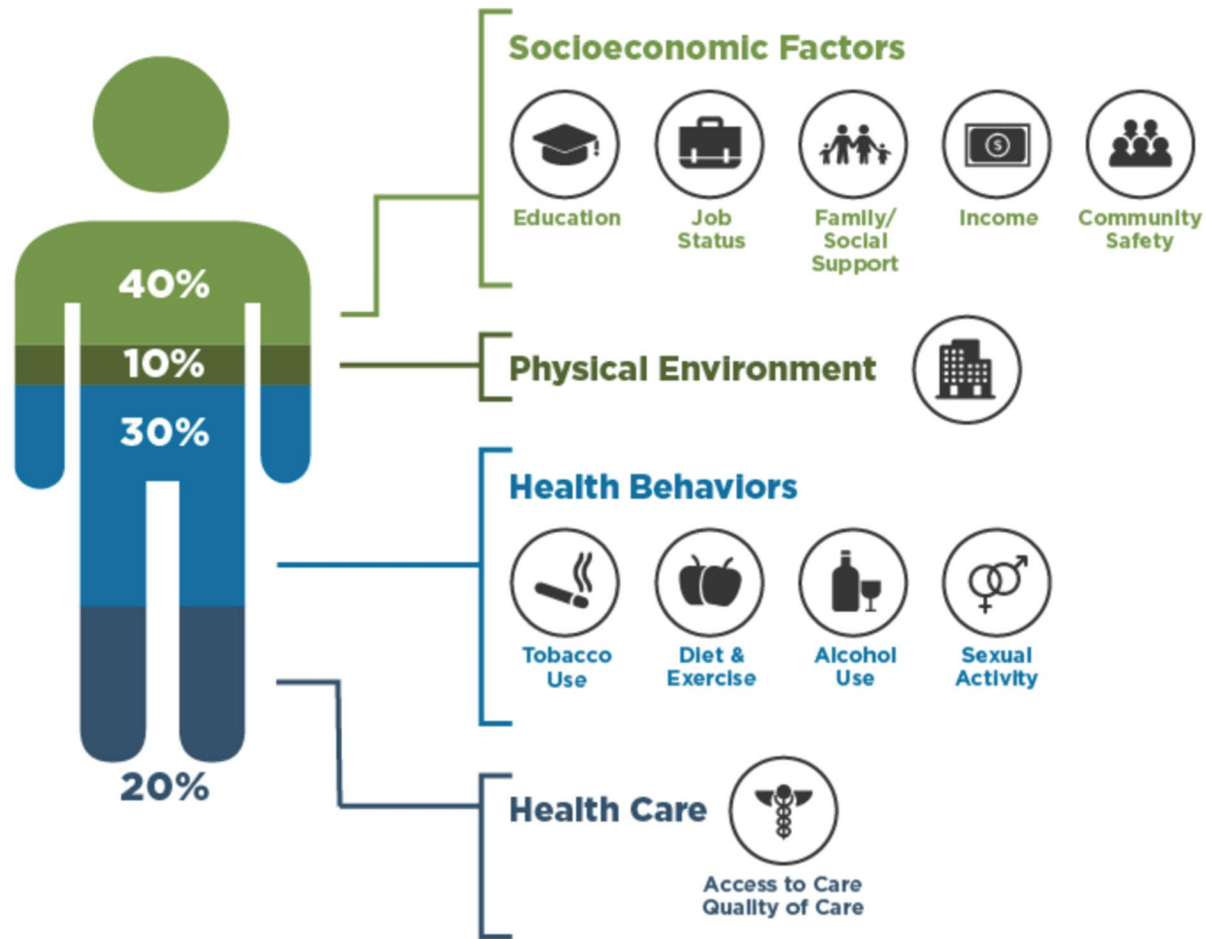
Diversified Economy: 3.8% Unemployment Rate

Valued Education: 94% High School Completion

Quality Living: Life Expectancy 81 years old

[County Health Rankings 2023](#)

What Goes Into Your Health?



Source: Institute for Clinical Systems Improvement, Going Beyond Clinical Walls: Solving Complex Problems (October 2014)

Adapted from The Bridgespan Group

Health Equity

Economy

Opportunities to achieve financial independence

Education

Opportunities to learn, grow and train for a skilled workforce

Quality of Place

Opportunities for healthy lifestyle choices

Health

Opportunities to access quality health care

Why


A Saratoga County where all residents can live well, be well and thrive.

Healthcare

Remain a financially viable and competitive leader in healthcare

Education

Cultivate and educate our future residents and workforce



Economy

Remain competitive in attracting workforce for our diversified industries

Quality Of Place

Creating safe and healthy community spaces

Solution Health Equity



Complex problem solving requires new thinking, planning and acting TOGETHER as a community

THURSDAY, 04 MARCH 2021 14:47



Saratoga County Street Outreach Model Guides Homelessness Effort

BY BROOKE MCCONNELL | NEWS





MISSION

Leading collaborative action that advances well-being for everyone in our community.



VISION

A Saratoga County where all residents can live well, be well and thrive.

VALUES

Collaborative, Collective, Equitable, Sustainable



KEY RESIDENTS

Data identifies the regions within our county in need of supportive programs

SERVICES

Designing and delivering programs that improve the lives of residents by addressing structural and social determinants of health




CORE MESSAGE

Listening and thinking together for innovative community solutions propels collective action. We are STRONGER TOGETHER.

Capacity Building

Connecting Community Efforts



Upstream Determinants

Downstream Determinants

Capacity Roadmap

2021

IDEATING
Baldrige Journey

Community Profile
Who are we?
Who do we want to be?

2023

DEFINING

Mission & Strategy
Who do we need?
What are our priorities?
What are we measuring?

2025

TESTING

Adaptive Cycling
Reorganization,
Conservation, Growth,
Release

EMPATHIZING

Listen and Learn.
Complete
Community Health
Needs Assessment

2022

2024

PROTOTYPING

Short Term Project
Outcomes
Long Term Action
Plans

Our Strategy

A Saratoga County where all residents can thrive, live well and be well.

Work Well

Creating opportunities for financial independence.



Learn Well

Building systems that support learning environments



Live Well

Cultivating social connection and belonging

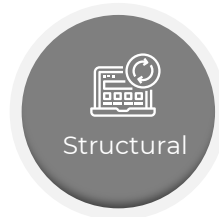


Be Well

Innovating collaborative programs that support health and well-being



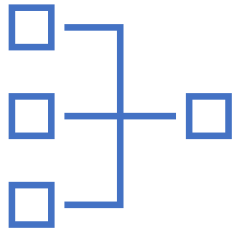
Social Determinants of Health



Upstream

Downstream

Our IMPACT Strategy



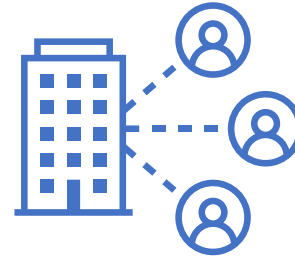
Systems of Collaboration

Coordinated
 Coalitions
 Building capacity for
 sustained and
 coordinated action



Wellness and Prevention

Program
 Deployment
 Community health and
 wellness opportunities
 that collectively improve
 community
 performance



Workforce Workgroup

Design and
 Develop
 Addressing the
 social determinants
 that impede a
 thriving workforce



Funding Systems

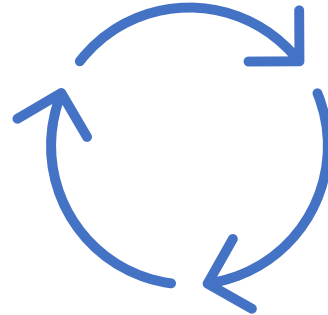
Investment
 Public and private
 collaborative funding
 Systems philanthropy

Our IMPACT Model




Understanding Data

Utilizing our best resources to understand community needs and interpret data for targeted action



Collaboration

Agencies and individuals working together to tackle complex problems in our community



Design

Community programs that monitor and adjust to our community's changing needs

Our IMPACT Framework

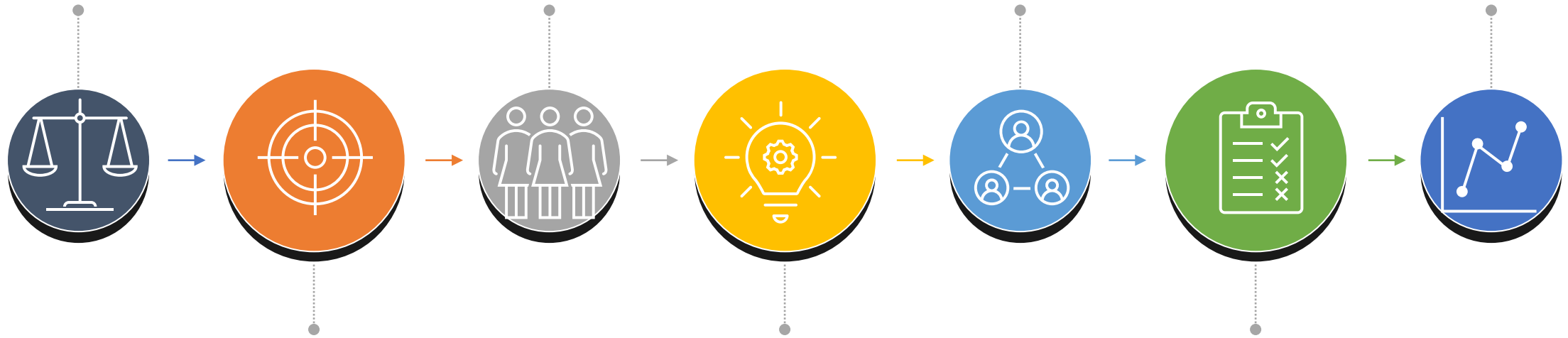
Baldrige Communities of Excellence

Community Leadership
 Category 1

Residents and Customers
 Category 3

People Resources
 Category 5

Community Results
 Category 7

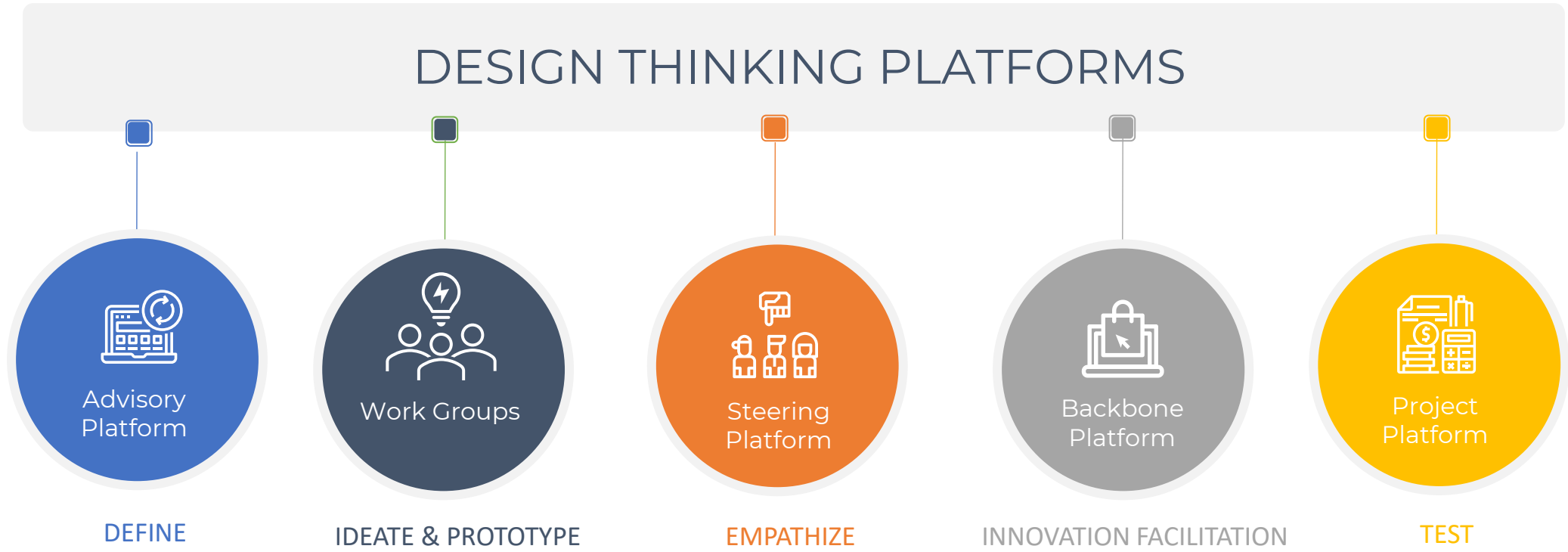


Community Strategy
 Category 2

Knowledge Management
 Category 4

Community Operations
 Category 6

Innovative IMPACT



Our IMPACT Measures

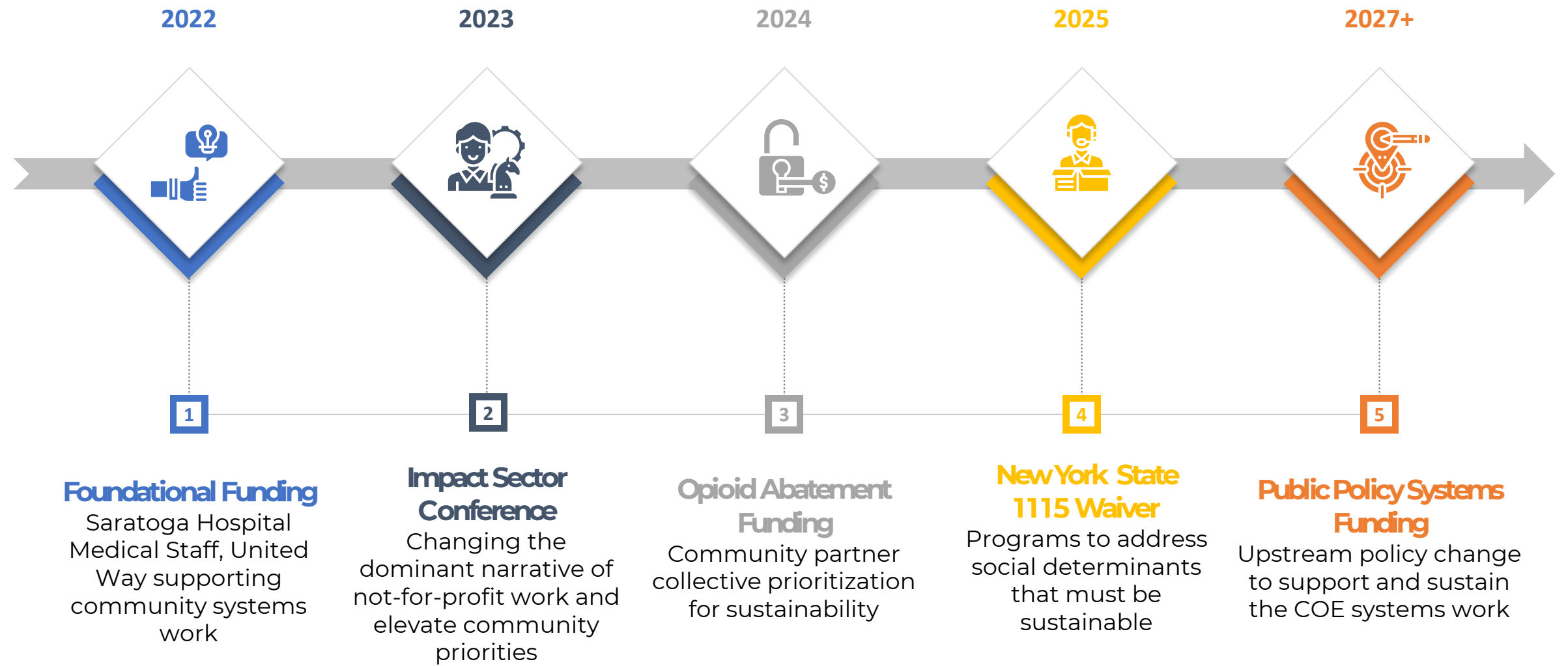
[Lagging Measures](#)
[Leading Measures](#)



What We Do Together



Strategic Activities Timeline




Together We Can Do More



Time

Participation on
platforms
Volunteering in
community programs



Talent

Sharing intellectual
capital, innovation ideas,
sharing talent networks,
action plan design



Treasure

Collaborative Funding
Grant Writing